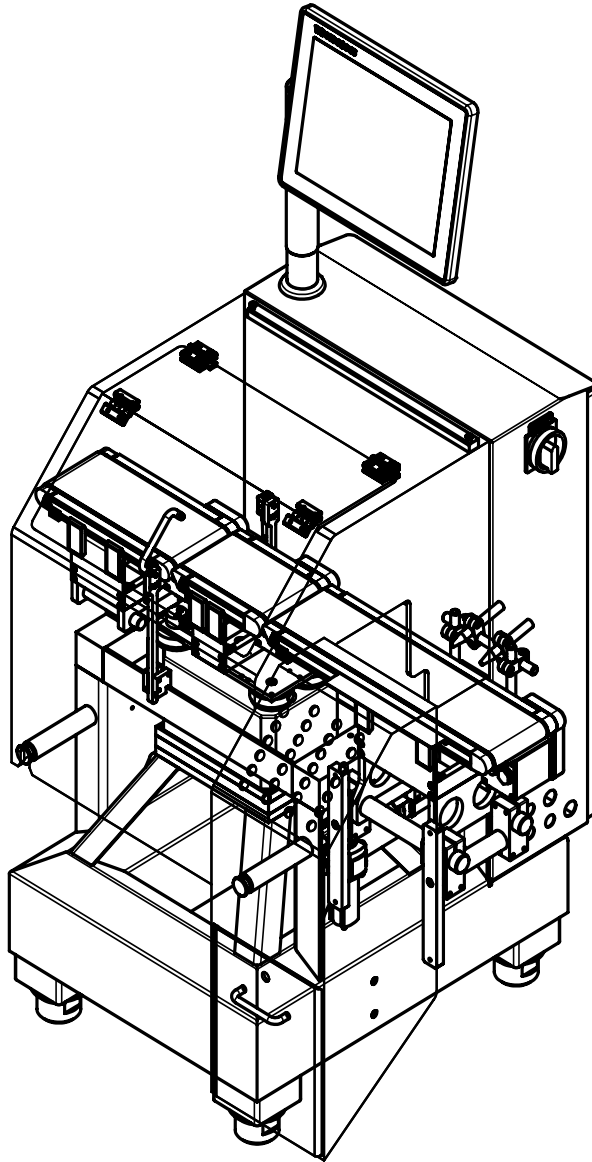


HC-A

TECHNICAL DATA



FOR THE HIGHEST STANDARDS IN DYNAMIC WEIGHING


HC-A BASIS

In terms of precision and throughput, checkweighers of the **HC-A** series are the logical response to meet the demands of modern, dynamic weighing technology. The machines provide the controls and engineering to create the ideal platform for implementing the complex regulation and control tasks. The HC-A is the basis for high-end application-oriented systems that provide a maximum of 600 values per minute with 100% product monitoring.

This model significantly extends the application possibilities of the product line from WIPOTEC-OCS and completes our versatile product range, especially for high-end applications. This machine continues the use of our successful product and operating concept. In particular, the advanced solid stainless steel frame ensures extremely accurate weighing results at

very high transport speeds or throughput rates. The modular design facilitates the implementation of custom solutions for a variety of product geometries and forms. The sophisticated and wide selection of sorters (pusher, air blast, etc.) is designed to reliably eject products with incorrect weights with respect to packaging. The HC-A is characterised by its comprehensive

product handling. For example, the top runner belts safely perform acceptance and acceleration of folded cartons just as the metering screw and lateral pressure belts safely separates and accelerates vials and bottles. The HC-A supports your efforts to minimise costly overfilling with a number of optional functions.



MAIN FEATURES

- ✔ Sturdy, solid stainless steel frame
- ✔ One sorter (air blast or pusher)
- ✔ Maintenance-free servo-drive
- ✔ Certified (MID)
- ✔ WIPOTEC EMFR Weigh Cell
- ✔ Simple, menu-directed operation via a 15" colour TFT touchscreen
- ✔ Easy, tool-free exchange of belts and conveyors
- ✔ Flexible integration in production lines
- ✔ Line synchronisation with potential-free I/O signals (expandable option)
- ✔ Variable conveyor belt widths and lengths
- ✔ Extensive statistical functions/histograms

YOUR BENEFITS

- ✔ Maximum output 600 pcs/min
- ✔ Exact fill results for highest productivity
- ✔ Efficiency improvement through simple and user-friendly controls
- ✔ Requirements-based modularity for the greatest flexibility
- ✔ Greater unit efficiency means a positive contribution to reducing TCO

TECHNICAL DATA

HC-A BASIS

BASE DATA

Material of machine	Frame stainless steel V2A/AISI 304
Machine weight (standard application)	250 kg
Shipping weight (standard application)	320 kg
Protection class	IP54 ¹⁾
Temperature range	+5 °C to +40 °C
Display and operation	Rotatable and tiltable 15" colour TFT display with touchscreen
Available dialog languages	Bosnian, Chinese, Croatian, Czech, Danish, Dutch, English, Finnish, French, German, Greek, Hungarian, Italian, Japanese, Latvian, Lithuanian, Polish, Portuguese, Russian, Slovak, Slovenian, Spanish, Swedish, Turkish (other languages on request)
Interfaces ²⁾	Optionally: Ethernet, OPC, Profibus, ProfiNet, EtherNet/IP, RS232, RS422, RS485
Max. output ³⁾	600 pcs/min
Digital I/O	8xI + 8xO (optionally extendible)
Product parameter storage	100 PPS (Option 200 / 400 PPS)
Drive	Servo-Technology
Noise level ³⁾	A-weighted emission sound pressure level under 70dB(A)
Rated voltage	L1/N/PE; 100-240 VAC
Rated frequency	50/60 Hz
Connect load (power capacity)	Approx. 0.8 kVA
Compressed air supply (option)	6 bar approx. 16NI/min quality class (according to ISO 8573-1) [5:3:3]
Possible maximum numbers of connected motors	3 motors (optionally 3 extendible)
EU-type examination certificate	DE-18-MI006-PTB001 (MID)

WEIGHING DETAILS

	Weigh Cell (Type)	GWR (Gross weighing range)	Dead load max.	e (Min. calibration value)	d (Displayed value)	Standard deviation ³⁾ (1s)	n (Scale division)
HC-A-2000-2	EC-2000-2	750 g	4,000 g	≥ 0.1 g	≥ 0.01 g	from 50 mg	7,500
HC-A-2000-1	EC-2000-1	1,500 g	4,000 g	≥ 0.2 g	≥ 0.02 g	from 50 mg	7,500
HC-A-3000-3	EC-3000-3	1,500 g	8,500 g	≥ 0.2 g	≥ 0.02 g	from 50 mg	7,500
HC-A-3000-2	EC-3000-2	3,750 g	8,500 g	≥ 0.5 g	≥ 0.05 g	from 50 mg	7,500
HC-A-3000-1	EC-3000-1	7,500 g	8,500 g	≥ 1.0 g	≥ 0.1 g	from 50 mg	7,500
HC-A-4000-2	EC-4000-2	7,500 g	15,000 g	≥ 1.0 g	≥ 0.1 g	from 50 mg	7,500

1) Water from above, for IP65 full protection, see VA-application or WD-application (IP69K)

2) Optionally, surcharge

3) Depending on product shape, product behavior, transport speed and environmental condition

CONVEYOR DIMENSIONS

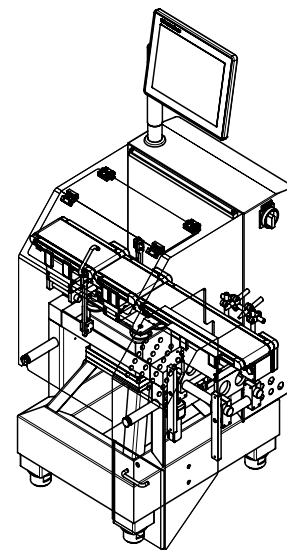
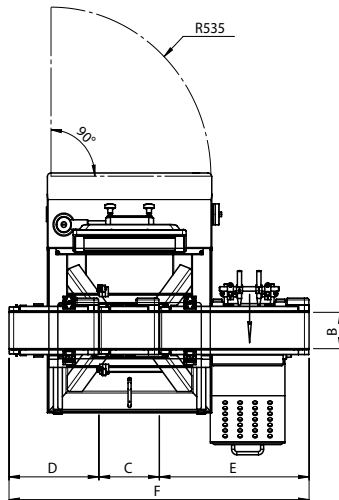
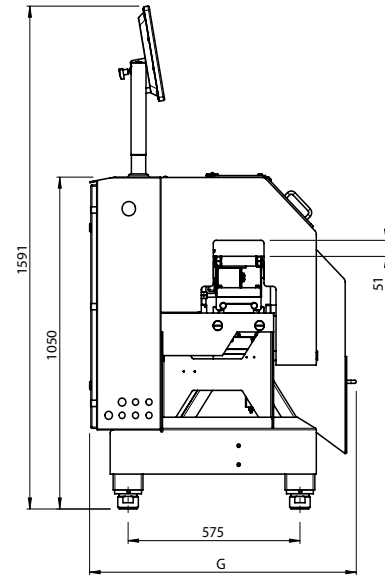
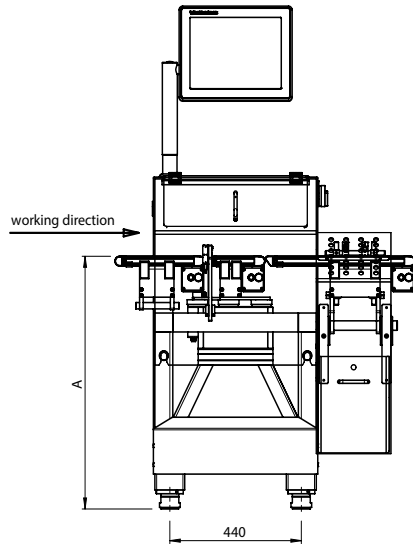
		Dimensions weighing conveyor				
length \ width		120 mm	150 mm	200 mm	300 mm	400 mm ¹⁾
200 mm		X	X	-	-	-
250 mm ¹⁾		X	X	X	-	-
300 mm		X	X	X	-	-
400 mm		X	X	X	X	-
500 mm		X	X	X	X	X

		Dimensions infeed / outfeed conveyor				
length \ width		120 mm	150 mm	200 mm	300 mm	400 mm ¹⁾
200 mm		X	X	-	-	-
300 mm		X	X	X	-	-
400 mm		X	X	X	X	-
500 mm		X	X	X	X	X
600 mm		X	X	X	X	X

1) Optionally, surcharge

MACHINE DIMENSIONS

HC-A BASIS



A = Working height¹⁾	700-850 / 800-950 / 900-1,050 mm
B = Conveyor width	120 / 150 / 200 / 300 / 400 ²⁾ mm
Conveyor technology NT 30	roller diameter 30 mm
C = Weighing conveyor length	200 / 250 ²⁾ / 300 / 400 / 500 mm
D = Infeed conveyor length	200 / 300 / 400 / 500 / 600 mm
E = Outfeed conveyor length	200 / 300 / 400 / 500 / 600 mm
F = Total length	D + C + E + 10 mm
G = Total width	900 mm depending on machine configuration

1) Working height must be specified when ordering

2) Optionally, surcharge

These specifications are reference values of the standard machine excluding application- or weighing-specific add-on parts.
All entries in mm | Drawing shows design example

**PERSONAL
NOTES**



Your sales partner on site

